



**LIVE LIFE  
ON  
GLOBBER**




**GLOBBER**  
THE WORLD ON WHEELS





More and more people live in urban areas, with 70% of the world population being city dwellers by 2050. With the pace of urbanization growing fast, finding practical and clever ways of getting around will be paramount to city living.





**Wherever you're heading, explore with no limits on a Globber.**

**We know life's complicated enough already so at Globber, we make your everyday life a whole lot easier. It's the reason behind why we make reliable, well-designed and innovative products which fit your lifestyle.**

# GLOBBER's DNA

**GLOBBER**  
THE WORLD ON WHEELS

Who would have thought that 3 years ago, Globber would be where it is today in more than 65 countries?

WHY ARE WE SEEING NOTHING NEW?

WHY DO PEOPLE HAVE TO SPEND A LOT OF MONEY TO HAVE THE BEST RIDING EXPERIENCE?

Globber decided to answer these questions after years of seeing the same conventional scooters launch into the market. We set out to revolutionize the ride unlike anything ever experienced before. We challenged the status quo and shook up the scooter world while developing our range for kids and adults.

## WHAT IS OUR DNA?

### INNOVATION:

We're the first to bring patent steering lock technology, adjustable T-bars, one second folding systems, and reinforced structures to support up to 50kg; surpassing the market at just 20kg.

### DESIGN:

Our products are all distinct in their appearance and design, so you won't find anything like them in the market. We are constantly working hard to push boundaries to deliver what our consumers really need and make our scooters accessible to all.

### QUALITY:

We work with only the most premium materials available in the market to deliver a safe, comfortable and long-lasting scooter. All our products undergo a complex engineering and testing process to ensure they exceed the market standards.



# WHAT'S NEW?

## 2017 GLOBBER INNOVATIONS

New Globber patent folding system. The first-ever innovative clamp folding design. Just lift & pull. Page 58



Design : Exclusive reflecting paint on NL Line. Page 50



Bi-injection inner core wheels. Page 58



ELITE elliptic folding system. One button. One click. Folds quickly & smoothly. Page 36.



Pick your ride style with the different lighting options! Page 36

Our **ONE K** E-MOTION comes with a 'Kick & Fold' piston-assisted system. Page 66.







## Kids

/P 12-39

**EVO** / P 14-23

**PRIMO** / P 24-33

**ELITE** / P 34-39

## Teens

/P 40-53

**FLOW 125** / P 42-47

**ONE NL 125** / P 48-53

## Adults

/P 54-73

**ONE NL 205 . 230** / P 56-65

**ONE K** / P 66-73

## Accessories

/P 74-87

## Marketing Rollout

/P 88-95



**When  
I beat  
my  
brother**

**GLOBBER**

**KIDS**



# EVO

SERIES

## WHAT IS EVO OFFERING?

### 1 PRODUCT. MULTIPLE MODES

- Pushchair, ride-on, scooter modes
- Transition through the different stages as your child grows

### PARENT & KID FRIENDLY PRODUCT

- Adjustable T-bar with non-slip handlebar
- Comfortable seating
- Steering lock button
- Reinforced metal plate structure

### AWARD-WINNING DESIGN

- 2 styles available
- Premium materials & finish





## WHO IS IT FOR ?

Our EVO range is our toddler series which comes with an evolutionary design to adapt to a child's development from as early as 12 months up to 6 years old.

## 3 THINGS YOU'LL LOVE ABOUT OUR EVO RANGE!

### 1 ALL-IN-ONE PRODUCT TO FIT YOUR CHILD'S DEVELOPMENT

All our EVO models offer pushchair, ride-on and scooter mode with adjustable T-bar to ensure parents get the most value and usage out of one product as their child continues to grow.

Optional upgrade to lighting wheels

### 2 IT'S DESIGNED TO LAST

All our EVO products have a reinforced metal plate structure to offer outstanding strength, and support – up to 50kg in weight. The EVO range comes with non-slip durable PU handlebar and high-quality PU wheels for a more comfortable ride.

 **50** kg  
110lbs

### 3 EVERY EVO IS UNIQUE!

EVO 5in1 is an award-winning design which comes with its own seat support bar and the widest seat out of the family. EVO 4in1 PLUS offers a distinct screw-less design to change from ride-on to scooter mode. What's more, it has 2 adjustable seating heights. Our EVO 4in1 is our entry-level EVO with a single injection design\*.

\*EVO 4in1 comes without footrest.

Simply press the red button to remove seating



Adjustable seating






# EVO

4IN1

 **1-3** **20** kg  
years/ans max 44 lbs

 **3+** **50** kg  
years/ans max 110 lbs



	PRODUCT Kg lbs	PRODUCT cm inches	SEAT HEIGHT HAUTEUR SIEGE cm inches
	3.12 6.86	hauteur 75/92 longueur 55.7 largeur 28 height 29.53/36.22 length 21.93 width 11.2	23/30 9.06/11.81
	2.69 5.92	hauteur 35/42 longueur 55 largeur 24 height 13.78/16.54 length 21.65 width 9.45	23/30 9.06/11.81
	2.35 5.17	hauteur 67.5/77.5 longueur 55 largeur 28 height 26.57/30.51 length 21.65 width 11.2	

Optional  
upgrade  
to lighting  
wheels

## COLOUR RANGE

EVO • 4 IN 1



451-100  
NAVY BLUE  
4897070180741



451-106  
LIME GREEN  
4897070181267



451-110  
DEEP PINK  
4897070180758



1 12 months



2 15 months



4 4 years  
3 3 years



# EVO

4IN1 PLUS

 **1-3** **20** kg  
years/ans max 44 lbs

 **3+** **50** kg  
years/ans max 110 lbs

3 heights adjustable T-Bar for up to 6 years+

 **From** 67.5cm 26.56'  
**to** 77.5cm 30.51'

Durable and comfortable PU handlebar

Glossy finish on the T-Bar







Height adjustable seat

Button to easily remove the seat

Patent steering lock button

121mm PU wheels with ABEC 5 bearings

Reinforced structure with metal plate to support up to 50 kg

	 <b>PRODUCT</b>	<b>Kg</b> lbs	 <b>PRODUCT</b>	<b>cm</b> inches	 <b>SEAT HEIGHT</b> <b>HAUTEUR SIEGE</b>	<b>cm</b> inches
	<b>3.35</b> 7.39		<b>hauteur</b> 75/92 <b>longueur</b> 55.7 <b>largeur</b> 28	height 29.53/36.22 length 21.93 width 11.2	<b>23/30</b> 9.06/11.81	
	<b>2.84</b> 6.29		<b>hauteur</b> 35/42 <b>longueur</b> 55 <b>largeur</b> 24	height 13.78/16.54 length 21.65 width 9.45	<b>23/30</b> 9.06/11.81	
	<b>2.50</b> 5.51		<b>hauteur</b> 67.5/77.5 <b>longueur</b> 55 <b>largeur</b> 28	height 26.57/30.51 length 21.65 width 11.2		

Optional upgrade to lighting wheels

## COLOUR RANGE

EVO • 4 IN 1 • PLUS



453-130  
SKY BLUE  
4897070181489



453-132  
NEON PINK  
4897070181502



453-136  
LIME GREEN  
4897070181496



Removable footrest

**1** 12 months

**2** 15 months

**4** 4 years

**3** 3 years



EVO

20

KIDS

EVO

21

KIDS

# EVO

5IN1

1-3 years/ans 20 kg 44lbs max  
3+ years/ans 50 kg 110lbs max

Durable and comfortable  
PU handlebar

3 heights adjustable T-Bar  
for up to 6 years+

From  
67.5cm  
26.56'  
to  
77.5cm  
30.51'

Wide  
seating

Long rear brake

Extra low deck with  
bi-injection finish

Reinforced structure to  
support up to 50 kg

Patent steering lock button

121mm PU wheels with  
ABEC 5 bearings

Optional  
upgrade  
to lighting  
wheels

	PRODUCT PRODUIT	Kg lbs	PRODUCT PRODUIT	cm inches	SEAT HEIGHT HAUTEUR SIEGE	cm inches
	3.35 7.39		hauteur longueur largeur	75/92 55.7 28	height length width	29.53/36.22 21.93 11.2
	2.84 6.29		hauteur longueur largeur	35/42 55 24	height length width	13.78/16.54 21.65 9.45
	2.50 5.51		hauteur longueur largeur	67.5/77.5 55 28	height length width	26.57/30.51 21.65 11.2

## COLOUR RANGE

### EVO • 5IN1



455-100  
NAVY BLUE  
4897070180376

455-101  
SKY BLUE  
4897070180635



455-110  
DEEP PINK  
4897070180406

455-106  
LIME GREEN  
4897070180390



455-102  
NEW RED  
4897070180383

Wide seating

Removable footrest



# PRIMO

SERIES

## WHAT IS PRIMO OFFERING?

### USER-FRIENDLY DESIGN

- Rock-solid handlebar with grip
- Ultra-low deck design
- Adjustable T-bar

### UNLIMITED STYLES

- Create your own style
- 3 types of deck—patterned, dual-colour, original
- Optional "glow-tastic" lighting wheels

### SAFE & QUALITY RIDE

- Patent steering lock button
- Reinforced metal plate structure
- Superior PU wheels

**PICK  
YOUR  
FAVOURITE  
STYLE!**



# PRIMO

SERIES

## WHO IS IT FOR ?

Our PRIMO range is our first preschool to school kid entry-level generation which delivers on style, design and safety. It's suitable for children from 3 years old up to 8 years old.

## 3 THINGS YOU'LL LOVE ABOUT OUR PRIMO RANGE!

### 1 PICK YOUR FAVOURITE PRIMO, OR CREATE YOUR OWN!

PRIMO series offers 8 different colours and 11 unique deck patterns to offer a diverse selection of scooters. Fancy creating your own exclusive pattern? Now you can! MOQ is just 1,000 units per design.



You can now bundle our best-selling PRIMO FANTASY scooters with a matching helmet!

Turn to page 78 for more information.

Push the button to prevent the wheels & handlebar turning left or right



### 2 IT HAS A CHILD-FRIENDLY DESIGN

It's extremely easy for kids to learn to ride with Globber's ultra-low deck for balance assistance, adjustable T-bar with up to 4 different heights\* and durable handlebar PU material for maximum riding comfort, and Globber's exclusive patent steering lock button to quickly master navigating the scooter.

\*PRIMO PLUS offers 4 different adjustable heights.

### 3 IT'S DESIGNED TO LAST

All PRIMO scooters come with a wide T-bar diameter and reinforced metal plate structure to provide superior stability. It supports up to 50kg in weight; completely surpassing all safety regulations and market standards of 20kgs.



50<sup>kg</sup>  
110<sup>lbs</sup>



# PRIMO

3+ 50 kg  
years/ans max 110lbs

+ 0,95 m  
3'1"

NEW  
DESIGN

Durable and comfortable  
PU handlebar grips

Glossy finish on the T-Bar

3 heights adjustable T-Bar  
for up to 6 years+

Extra low deck for better stability

Long rear brake

Patent steering lock button

121mm PU wheels with  
ABEC 5 bearings

Reinforced structure with metal plate to support up to 50 kg

Optional  
upgrade  
to lighting  
wheels

	PRODUCT	Kg lbs	PRODUCT	cm inches
	2.46	5.41	height	67.5/77.5
			length	55.7
			width	28

From  
67.5cm  
26.56'  
to  
77.5cm  
30.51'

## COLOUR RANGE

### PRIMO



422-100  
NAVY BLUE  
4897070181670



422-101  
SKY BLUE  
4897070181854



422-102  
NEW RED  
4897070181687



422-106  
LIME GREEN  
4897070181694



422-110  
NEON PINK  
4897070181700

### PRIMO • LIGHTS



423-100  
NAVY BLUE  
4897070181717



423-101  
SKY BLUE  
4897070181847



423-102  
NEW RED  
4897070181229



423-106  
LIME GREEN  
4897070181649



423-110  
NEON PINK  
4897070181724

# PRIMO

FANTASY

3+ 50 kg  
years/ans max 110lbs

0,95 m  
3'1"

NEW

Glossy finish on the T-Bar

Durable and comfortable  
PU handlebar grips

Extra low deck for better stability

3 heights adjustable T-Bar  
for up to 6 years+

Exclusive  
Globber printed  
deck

Long rear brake

Patent steering lock button

121mm PU wheels with  
ABEC 5 bearings

Lighting wheels  
included

Reinforced structure with metal plate  
to support up to 50 kg

	PRODUCT	Kg lbs	PRODUCT	cm inches
	height length width		67.5/77.5 55.7 28	26.57/30.51 21.93 11.2

From  
67.5cm  
26.56'  
to  
77.5cm  
30.51'

## COLOUR RANGE

PRIMO · FANTASY · LIGHTS



**AMERICAN FLAG**  
424-001  
NAVY BLUE  
4897070181342



**ROCKET**  
424-002  
NAVY BLUE  
4897070181359



**RACING**  
424-003  
NAVY BLUE  
4897070181366



**RACING**  
424-005  
NEW RED  
4897070181380



**FRUITNESS**  
424-006  
LIME GREEN  
4897070181397



**BIG FLOWERS**  
424-007  
NEON PINK  
4897070181403



**SMALL FLOWERS**  
424-008  
NEON PINK  
4897070181410



**SMILING**  
424-011  
SKY BLUE  
4897070181441



**STAR & STRIPS**  
424-012  
NAVY BLUE  
4897070181458



**GLOBBER LOGO**  
424-013  
NEON PINK  
4897070181465



**STARS**  
424-014  
VIOLET  
4897070181472



# PRIMO

PLUS

3+ 50 kg  
years/ans 110lbs  
max

0,95 m  
3'1"

Durable and comfortable  
dual-injection PU handlebar

Anodized T-Bar

Extra low deck with bi-injection  
finish for better stability

Long rear brake

Patent steering lock button

121mm PU wheels with  
ABEC 5 bearings

Reinforced structure with metal plate  
to support up to 50 kg

Optional  
upgrade  
to lighting  
wheels

	PRODUCT	Kg lbs	PRODUCT	cm inches
	height length width		67.5/82.5 55.7 28	26.57/32.48 21.93 11.2

From  
67.5cm  
26.56'  
to  
82.5cm  
32.48'

## COLOUR RANGE

### PRIMO • PLUS



440-100  
NAVY BLUE  
3429324401008



440-101  
SKY BLUE  
3429324401015



440-106  
LIME GREEN  
3429324401060



440-102  
NEW RED  
3429324401022



440-110  
DEEP PINK  
3429324401107



440-114  
PLUM  
3429324401145



440-103  
VIOLET  
3429324401039

# ELITE

SERIES

## WHAT IS ELITE OFFERING?

### MINIMALIST DESIGN. MAXIMUM PORTABILITY.

- Revolutionary folding system
- Trolley mode compatibility
- Easy, stress-free storage solution

### BUILD UP YOUR OWN ELITE

- Pick your deck — solid, transparent
- Pick your wheels — lighting, original
- Pick your colour — 6 colours available

### SAFE & QUALITY RIDE

- Wide deck, wheels & rear brake
- Patent steering lock button





# ELITE

SERIES

## WHO IS IT FOR ?

Our ELITE range is our premium preschool to school kid scooters which bring innovative and unique riding experiences to children aged from 3 years old to 8 years old.

## 3 THINGS YOU'LL LOVE ABOUT OUR ELITE RANGE!

### 1 ITS SIMPLE, YET REVOLUTIONARY DESIGN

ELITE comes with a patented elliptic folding system design to effortlessly turn the scooter into trolley mode when required, and conveniently store the scooter while not in use. All it takes is one click on the button and the pole rotates into trolley mode. Click the button again to simply reverse back to scooter mode!

### 2 ENJOY A "GLOW-TASTIC" RIDE!

ELITE offers a unique lighting experience with lighting wheels and flash on the front of the deck which lasts more than 350 hours\*. The LED flash will automatically light up while riding thanks to the in-built vibration sensor.

\*Duration of battery may vary upon product usage.



Click the button to  
turn the pole into  
trolley mode.

### 3 QUALITY & PREMIUM FINISH

All our ELITE scooters come with wider wheels, deck and rear brake compared to our other 3-wheel series for an even more comfortable ride, while still delivering on safety (up to 50kg max) and usability with a 4 height adjustable T-bar.

### PICK YOUR RIDE STYLE!

Original



Light it up



Take it to  
the next level!



# ELITE

SERIES

3+ 50 kg  
years/ans max 110lbs

0,95 m  
3'1"

NEW

4 heights  
adjustable T-Bar for  
up to 8 years+

Durable and  
comfortable dual-  
injection PU handlebar

Anodized T-Bar

Exclusive &  
patented  
Globber  
folding system

Trolley mode

Long rear brake

Extra wide & low deck with  
bi-injection finish

Exclusive  
Lighting functions

Patent steering  
lock button

121mm PU wheels with  
ABEC 5 bearings

Reinforced structure  
supports up to 50 kg

From  
68,5 cm  
26,97"  
to  
83,5 cm  
32,87"

PRODUCT	Kg lbs	PRODUCT	cm Inches
height	68.5/83.5	26.97/32.87	
length	56	22.05	
width	27.8	10.94	

## COLOUR RANGE

### ELITE SOLID DECK



446-100  
NAVY BLUE  
4897070181120



446-101  
SKY BLUE  
4897070181137



446-102  
NEW RED  
4897070181144



446-103  
VIOLET  
4897070181151



446-106  
LIME GREEN  
4897070181168



446-110  
DEEP PINK  
4897070181175

### ELITE • LIGHTS DECK LIGHTING



448-100  
NAVY BLUE  
4897070180956



448-101  
SKY BLUE  
4897070180963



448-102  
NEW RED  
4897070180970



448-103  
VIOLET  
4897070180987



448-106  
LIME GREEN  
4897070180994



448-110  
DEEP PINK  
4897070181007

### ELITE • LIGHTS SOLID DECK + LIGHTING WHEELS



445-100  
NAVY BLUE  
4897070181281



445-106  
LIME GREEN  
4897070181298



445-110  
DEEP PINK  
4897070181304

### ELITE • LIGHTS DECK LIGHTING + LIGHTING WHEELS



449-100  
NAVY BLUE  
4897070181311



449-106  
LIME GREEN  
4897070181328



449-110  
DEEP PINK  
4897070181335



**When  
parents  
are no  
longer  
required.**

**GLOBBER**

**TEENS**

# FLOW

125

## WHAT IS FLOW 125 OFFERING?

### SUPERIOR PERFORMANCE

- Triple reinforced structure designed for urban living
- High density foam deck
- Premium quality rebound PU wheels

### SAFE RIDE

- Extra-long rear brake
- Aluminum structure deck designed to absorb shock
- Double lower clamp

### SUITABLE FOR KIDS

- Height adjustable T-bar
- 6 colours available





## WHO IS IT FOR ?

Our FLOW range is for school kids desiring to advance to their first 2-wheel scooter for a fast, smooth riding experience even up into their teens.


## 3 THINGS YOU'LL LOVE ABOUT OUR FLOW RANGE!

### 1 ITS SMOOTH, COMFORTABLE RIDE

FLOW 125 is designed with a high density non-slip EVA foam deck and durable PU handlebar, making it extremely comfortable to ride for hours. What's more, the mudguard on the front of the deck helps prevent dirt or water from the street getting on the rider.

### 2 ITS UNBELIEVABLE STRENGTH

With a triple reinforced aluminium deck and double lower clamp, FLOW 125 is a robust, yet lightweight scooter offering immense stability from the T-bar down to the deck, to easily endure street races amongst teenagers, and city rides.



100<sup>kg</sup>  
220<sup>lbs</sup>  
max



### 3 ITS VIBRANT COLOUR RANGE

FLOW 125 comes in 6 different colours and you can add even more colour by upgrading to the battery-free lighting wheels.

### LIGHTING WHEELS AVAILABLE!

Navy Blue



Neon Green



Ruby



& MORE!

# FLOW

125

6+ 100 kg  
years/ans max 220 lbs

+ 1,10 m  
3'7"



	PRODUCT Kg lbs	PRODUCT cm inches
height	88.5	34.84
length	68.3	26.89
width	35	13.78

From 78,5 cm 31" to 88,5 cm 34.84"

## COLOUR RANGE

### FLOW • 125



470-114  
RUBY - BLACK  
4897070180338



470-100  
BLACK - NAVY BLUE  
4897070180307



470-106  
BLACK - NEON GREEN  
4897070180321



470-120  
BLACK - GREY  
4897070180345



470-102  
BLACK - NEW RED  
4897070180314



470-108  
GREY - DEEP PINK  
4897070180697

### FLOW • 125 • LIGHTS



472-114  
RUBY - BLACK  
4897070180543



472-100  
BLACK - NAVY BLUE  
4897070180512



472-106  
BLACK - NEON GREEN  
4897070180536



472-120  
BLACK - GREY  
4897070180550



472-102  
BLACK - NEW RED  
4897070180529



# ONE NL

125

## WHAT IS ONE NL 125 OFFERING?

### CONVENIENT MOBILITY

- First-ever scooter with one second clamp folding system
- Self-standing function & trolley mode

### QUALITY RIDE

- High density EVA ultra-low deck for superior comfort
- Super wide, curved and adjustable T-bar to suit growing teenagers

### BIG ON SAFETY

- CNC made double lower clamp for more stability
  - Aluminium structure for shock absorption
  - Handlebar rear brake, bell & reflective print on the pole\*
- (\*Available only on the DELUXE model.)



# ONE NL

125

## WHO IS IT FOR ?

Our ONE NL 125 is for teenagers who take their scooter wherever they go. Parents want a durable scooter that will last throughout their kid's teenage years.

## 3 THINGS YOU'LL LOVE ABOUT OUR ONE NL 125 RANGE!

### 1 TEENAGE-FRIENDLY DESIGN

Thanks to its patented "1 second" system, the ONE NL 125 folds with a simple finger pressure on the pole's clamp. Put it in self-standing mode or go all the way down to trolley mode for easy storage after use.

### 2 IT'S BIGGER & FASTER, YET STILL SUPER STABLE

Compared to our FLOW series, ONE NL 125 comes with bigger wheels, higher T-bar, wider ultra-low deck and high-reflective printing\* for a speedy, comfortable and safe ride to and from town, college or a friend's place.

\*Available only on the DELUXE model.

### 3 NOW AVAILABLE IN DELUXE VERSION

ONE NL 125 DELUXE comes with an even bigger front wheel (145mm), high-reflective printing and bi-injection inner core wheels for an even faster ride and distinct look on the streets.

### GO BIGGER WITH 145MM WHEEL (DELUXE model only)





# ONE NL

125

6+ 100<sup>kg</sup>  
years/ans max 220 lbs

From 1.20 m  
3'9" to 1.90 m  
6'2"

From 89 cm  
35.04" to 99 cm  
38.98"

NEW



TEENAGERS 52 ONE NL 125



Trolley mode

## COLOUR RANGE

ONE NL  
125



475-100  
BLACK / CHARCOAL GREY  
4897070181748

475-101  
BLACK PURPLE  
4897070181755

ONE NL  
145 . DELUXE



476-100  
TITANIUM / CHARCOAL GREY  
4897070181762

476-101  
TITANIUM PURPLE / WHITE  
4897070181779

TEENAGERS 53 ONE NL 125

**When you  
pass your  
boss stuck  
in traffic.**

**GLOBBER**

**ADULTS**



# ONE NL

SERIES

## WHAT ARE ONE NL 205 & 230 OFFERING?

### **BIGGER. MORE POWERFUL. READY TO GO.**

- First-ever scooter with one second clamp folding system
- Superior high-rebound PU wheels
- Super wide curved T-bar

### **SMART FEATURES FOR EVERYDAY LIVING**

- Self-standing mode
- Trolley mode compatibility
- Adjustable T-bar

### **NEW DELUXE VERSION. GO FURTHER**

- Eye-catching hi-reflective print pattern
- Dual-colour handlebar with brake & bell
- Premium finish



# ONE NL

SERIES

## WHO IS IT FOR ?

Our ONE NL 205 & 230 scooters are for Millennial adults searching for a practical and fast solution for getting around on a daily basis.

## 3 THINGS YOU'LL LOVE ABOUT OUR ONE NL FOR ADULTS!

### 1 THE FIRST-EVER INNOVATIVE CLAMP FOLDABLE DESIGN

With our ONE NL scooters, bending down to reach a clamp or hold a button is yesterday's news. We've introduced a completely new and convenient way in folding your scooter while standing, which is distinct to Globber ONE NL scooters.

### 2 DESIGNED FOR EVERYDAY LIVING

Our ONE NL 205 & 230 deliver a superior, smooth riding experience thanks to the super wide, curved and ergonomic handlebar, adjustable T-bar and large, ultra-low aluminum structured deck with casted PU wheels. Our DELUXE & ULTIMATE ranges also come with high visibility reflective printing on the pole and a bell to make sure you are seen and heard no matter what time of the day.

### 3 QUALITY & PREMIUM FINISH

All our ONE NL scooters have been crafted with first-rate materials to deliver on performance, stability and design. Thanks to the CNC double clamp and aluminium structure, you gain more steadiness and precision while riding. What's more, with our anodized finish on the T-bar, high-reflective printing\* and bi-injection inner core PU wheels, it doesn't compare to any other model in the market.

\*only available on DELUXE / ULTIMATE models



#### Easy folding system.

Pull the T-bar clamp up and release.

## HIGHLIGHTS !


#### Foldable handlebar



#### Bi-injection inner core



#### Reflective print





# ONE NL

205

ADULT 100<sup>kg</sup>  
max 220 lbs

From 1.55 m  
5'1" to 2.0 m  
6'6"

From 101 cm  
39.76" to 111 cm  
43.70"



Trolley mode

## COLOUR RANGE

### ONE NL 205



### ONE NL 205 . DELUXE



ONE NL 205  
60  
ADULTS

ONE NL 205  
61  
ADULTS

# ONE NL

230 ULTIMATE

ADULT 100<sup>kg</sup>  
max 220 lbs

From 1.55 m  
5'1" to 2.0 m  
6'6"

From 1.07 m  
42.13" to 1.17 m  
46.06"

NEW

Durable and comfortable TPR handlebar

Super wide aluminium curved T-bar with  
inner elastic cord for quick dismantling

Handlebar  
rear brake & bell

Anodized finish (T-Bar / Handlebar / lower clamp) and  
powder coating (deck, brake, fork, pole)

Exclusive & patented  
1 second clamp  
folding system

High-reflective print design  
on the pole

3 heights adjustable handlebar

CNC made double lower clamp for better stability

Self-standing mode

Long composite rear brake

Bi-injection  
inner core wheels

Aluminum structure  
and deck for  
maximum strength



Trolley mode

## COLOUR RANGE

ONE NL  
230 . ULTIMATE



479-100  
TITANIUM / RUBY RED  
4897070181823



479-101  
TITANIUM / SLATE BLUE  
4897070181830



479-102  
TITANIUM / LEAD GREY  
4897070182035



# ONE K

## SERIES

### WHAT IS ONE K SERIES OFFERING?

#### ULTIMATE URBAN SCOOTER

- Revolutionary Kleefer folding system
- Easy portability with trolley mode
- Reinforced aluminium structure for maximum shock absorption

#### SAFETY COMES FIRST

- Durable, large rear brake with optional front brake lever
- Non-slip grip tape deck

#### USER COMFORT ORIENTED

- Super wide deck & curved T-bar with optional adjustable height
- Extra large PU / GUM wheels (ABEC 7) for smooth rides
- Bi-injection handlebar



# ONE K

SERIES

## WHO IS IT FOR ?

Our ONE K scooters are for Millennial adults searching for a reliable and functional alternative for urban mobility.

## 3 THINGS YOU'LL LOVE ABOUT OUR ONE K SERIES !

### 1 IT'S HASSLE-FREE PISTON FOLDING SYSTEM

All our ONE K models have been designed with the 'Kick & Fold' piston-assisted system. Put simply, a gentle kick on the lever at the bottom of the pole will automatically descend the T-bar. We go one step further on our ONE K ACTIVE & E-MOTION to make the piston automatically lift up the deck, which then easily clips onto the T-bar hook.

### 2 WE'RE TAKING E-SCOOTERS TO A WHOLE NEW LEVEL

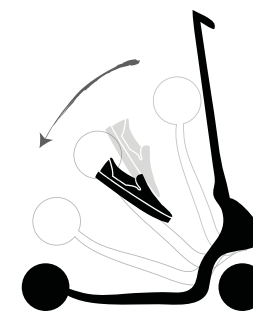
Our ONE K E-MOTION has arrived. It delivers on performance without compromising on design or portability thanks to its aluminium body, which incorporates the 250W engine into the front wheel. ONE K E-MOTION can travel up to a 20km range per charge, and with the soft, yet highly resilient 200mm GUM wheels, you can enjoy a bump and puncture-free ride.

### 3 ONE SMOOTH, COMFORTABLE RIDE

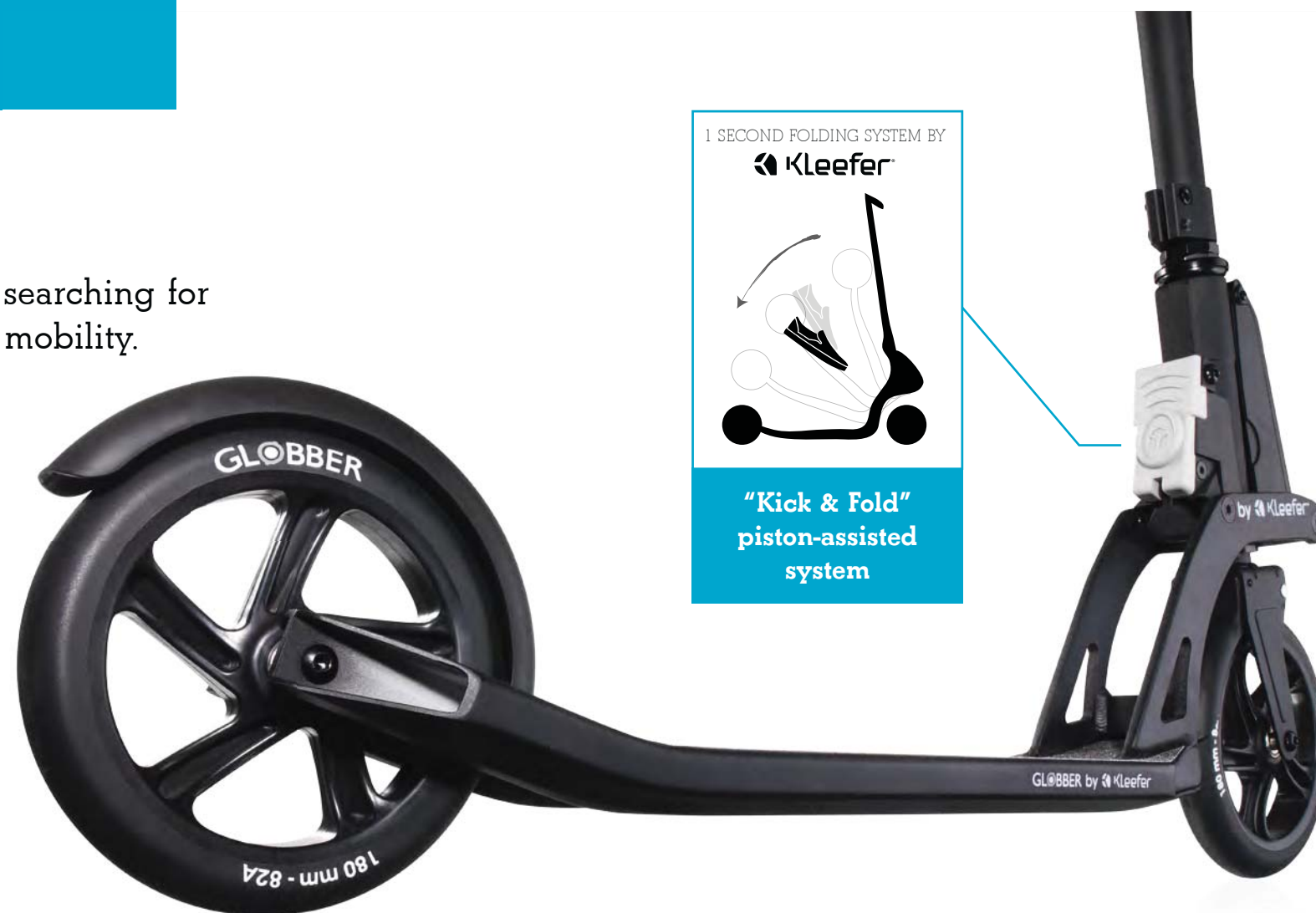
Every ONE K model comes with a wide deck and T-bar, and large wheels (mounted on ABEC 7 bearings) for maximum comfort while riding around the city.

1 SECOND FOLDING SYSTEM BY

Kleefer



"Kick & Fold"  
piston-assisted  
system



## ONE K E-MOTION HIGHLIGHTS!

GUM wheel

Front wheel engine

Kick & fold





# ONE K

ACTIVE

ADULT 100 kg  
max

From 1.45 m  
4'8" to 1.90 m  
6'2"

From 91 cm  
35.83" to 101 cm  
39.76"



Trolley mode

## COLOUR RANGE

ONE K  
ACTIVE . BR



498-190  
BLACK  
3429324981906



498-192  
WHITE  
3429324981920

ONE K  
ACTIVE



498-180  
BLACK  
3429324981807



498-182  
WHITE  
3429324981821

# ONE K

180

ADULT 100 kg  
max 220 lbs

From 1.45 m  
4'8" to 1.90 m  
6'2"



## COLOUR RANGE

ONE K  
180 . BR



499-190  
BLACK  
4897070181205



499-192  
NAVY BLUE  
4897070181212



499-102  
NEW RED  
4897070181571



499-106  
LIME GREEN  
4897070181588

ONE K  
180



499-180  
BLACK  
4897070181182



499-182  
NAVY BLUE  
4897070181199



499-112  
NEW RED  
4897070181618



499-116  
LIME GREEN  
4897070181625



# ONE K

E-MOTION

ADULT 100 kg  
max 220lbs

From 1.45 m  
4'8" to 1.90 m  
6'2"

NEW

Integrated LCD display  
monitors speed,  
distance covered &  
battery capacity

Durable and comfortable TPR handlebar

Drum brake handlebar lever

Super wide aluminium  
curved T-Bar

25km/h maximum speed  
& 20km range

Piston-assisted  
automatically  
lifts up the deck

Exclusive & patented  
1 second Kleefer folding system

250W brushless  
integrated engine

Extruded aluminium structure for rigidity

Long metal rear brake

Rear GUM tyre  
for puncture-  
free rides



Trolley mode

#### PRODUCT SPECIFICATIONS:

Maximum speed :	25km/h
Speed modes :	6km/h, 25km/h
Distance:	20km per charge
Battery :	36V 6Ah battery
Charging :	100% charged in 2.5hrs
Weight:	10.9kg
LCD Display:	Speed, distance, battery capacity

#### COLOUR RANGE

### ONE K

E-MOTION



497-210  
BLACK / CHARCOAL GREY  
4897070181984



497-220  
BLACK / LEAD GREY  
4897070181991



497-230  
BLACK / SLATE BLUE  
4897070182004

# ACCESSORIES

## WHAT DO WE OFFER?

### THE FULL PACKAGE

- Extensive range of accessories available
- Personalise your scooter
- New exclusive designs

### QUALITY IS ESSENTIAL

- Use of durable materials only for product longevity
- Comfortable designs to wear
- Designed for Globber scooters

### MADE FOR ALL

- Range of sizes on offer for kids & adults
- Many colours & styles available. Pick your favourite!





# ACCESSORIES

SERIES

## WHO BUYS OUR ACCESSORIES ?

Our accessories complement our full range, so Millennial parents, teenagers or young professionals to name a few, will purchase our Globber accessories for either their children or for their own scooter.

## 3 THINGS YOU'LL LOVE ABOUT OUR ACCESSORIES RANGE!

### 1 WE'VE GOT YOU COVERED

Whatever your safety, protective or add-on needs are, you can find what you're looking for in our accessories range. We design all the essentials from helmets, protective pads, LED lights, backpacks as well as innovative devices such as our new and exclusive Mini Hornit, which combines LED flashlight and 25 customizable bell sounds into one.

### 2 NEW COLOURS. NEW DESIGNS. MORE FUN!

We've launched our new helmet line for adults which combine design and safety thanks to the high-reflective printing artwork around the helmet. Our new PRIMO FANTASY helmets are also now available to match some of our best-selling PRIMO FANTASY scooters!

### 3 QUALITY COMES FIRST

We focus on creating quality, comfortable products by using only durable and resilient materials to ensure the longevity of all our accessories. Our helmets come with several padded layers and high-reflective printing\* to maximize comfort and safety.

\*High-reflective printing is only available on our adult helmet range.

## ACCESSORIES HIGHLIGHTS!

Printed  
junior helmets



Reflective  
adult helmets



Exclusive  
product: Hornit



# HELMETS

## JUNIOR

NEW

Plain colours or  
patterned  
finish available

ABS shell with 11 air vents cooling system



7mm foam pads for  
maximum comfort

EPS resistant structure



Available in 2 sizes

Easy to adjust  
the size with the  
double-injection ring



Matching nylon strap

### HEAD SIZE REFERENCE:

XXS : 48 - 51 cm  
XS : 51 - 54 cm

## COLOUR RANGE

### HELMETS JUNIOR



NAVY BLUE  
504-100 (XXS)  
4897070182158  
500-100 (XS)  
3429325001009



SKY BLUE  
504-101 (XXS)  
4897070182165  
500-101 (XS)  
3429325001016



LIME GREEN  
504-106 (XXS)  
4897070182196  
500-106 (XS)  
3429325001061



NEW RED  
504-102 (XXS)  
4897070182172  
500-102 (XS)  
3429325001023



NEON PINK  
504-110 (XXS)  
4897070182202  
500-110 (XS)  
3429325001108



DEEP PINK  
504-114 (XXS)  
4897070182219  
500-114 (XS)  
3429325001146



VIOLET  
504-103 (XXS)  
4897070182189  
500-103 (XS)  
3429325001030



BLACK  
504-120 (XXS)  
4897070182226  
500-120 (XS)  
3429325001207

### HELMETS PRINTED . JUNIOR



**RACING**  
NAVY BLUE  
504-001 (XXS)  
4897070182233  
500-001 (XS)  
4897070182097



**FLOWERS**  
NEON PINK  
504-003 (XXS)  
4897070182257  
500-003 (XS)  
4897070182110



**ROCKET**  
LIME GREEN  
504-005 (XXS)  
4897070182271  
500-005 (XS)  
4897070182134



**RACING**  
NEW RED  
504-002 (XXS)  
4897070182240  
500-002 (XS)  
4897070182103



**FLOWERS**  
VIOLET  
504-004 (XXS)  
4897070182264  
500-004 (XS)  
4897070182127



**ROCKET**  
BLACK  
504-006 (XXS)  
4897070182288  
500-006 (XS)  
4897070182141





# HELMETS

ADULTS



ABS shell with 13 air vents cooling system



EPS resistant structure

High-reflective printing design



7mm foam pads for user comfort



Easy to adjust the size with the double-injection ring



Black nylon strap

Available in 3 sizes

## COLOUR RANGE

### HELMETS

ADULTS



WHITE  
513-119 (S)  
4897070182295  
514-119 (M)  
4897070182301  
515-119 (L)  
4897070182318



BLACK  
513-120 (S)  
4897070182325  
514-120 (M)  
4897070182332  
515-120 (L)  
4897070182349



SLATE BLUE  
513-101 (S)  
4897070182356  
514-101 (M)  
4897070182363  
515-101 (L)  
4897070182370



TITAN  
513-102 (S)  
4897070182387  
514-102 (M)  
4897070182394  
515-102 (L)  
4897070182400

#### HEAD SIZE REFERENCE:

S : 54 - 56 cm  
M : 57 - 59 cm  
L : 59 - 61 cm



MINI

HORNIT

WITH LED LIGHTS



25

Sounds to choose from:

Aeroplane . Bike Bell . Bomb Drop . Burp . Elephant . Fart . Fire Engine . Helicopter . Hoofers . Hornet . Horse . Klaxon . Laser . Lion . Motorbike . Magic Carpet . Magic Spell . Police Siren . Racing Cars . Reversing Truck . Rooster . Train . Trumpet . Wolf . Zapper

Green & White LED lights

Light on/off &  
Light selection

25 sounds for  
selection

Sound button

Reset button

Remote  
trigger button

Adjustable silicone strap

Volume button

COLOUR RANGE

MINI HORNIT

WITH LED LIGHTS



525-100  
NAVY BLUE  
4897070181915



525-106  
LIME GREEN  
4897070181922



525-110  
DEEP PINK  
4897070181939



525-120  
BLACK  
4897070181946

MINI HORNIT

PACKAGING



POP PACKAGING



INDIVIDUAL PACKAGING



# BACKPACKS

## JUNIOR



NEW

T-Bar button-hook design to attach to our scooters

Matching colours to our Globber scooters!

High grade material – Bi colour Nylon

4 liters volume capacity

9 colours available

### COLOUR RANGE

## BACKPACKS

### JUNIOR



524-100  
NAVY BLUE  
4897070181021



524-101  
SKY BLUE  
4897070181083



524-102  
NEW RED  
4897070181038



524-103  
VIOLET  
4897070181045



524-106  
LIME GREEN  
4897070181052



524-110  
DEEP PINK  
4897070181090



524-130  
BLACK / SKY BLUE  
4897070181885



524-132  
BLACK / NEON PINK  
4897070181076



524-136  
BLACK / LIME GREEN  
4897070181106

# ACCESSORIES

## & SAFETY

### COLOUR RANGE

### PROTECTIVES



**JUNIOR**  
NAVY BLUE

540-100 (XS)  
4897070180222  
541-100 (XS)  
4897070180246



**JUNIOR**  
DEEP PINK

540-110 (XS)  
4897070180239  
541-110 (XS)  
4897070180253



**ADULT**  
BLACK

550-120 (S)  
4897070180260  
551-120 (M)  
4897070180277  
552-120 (L)  
4897070180284  
553-120 (XL)  
4897070180291

### COLOUR RANGE

### LED LIGHTS



522-100  
NAVY BLUE  
4897070180161



522-106  
NEON GREEN  
4897070180185



522-102  
NEW RED  
4897070180178



522-110  
NEON PINK  
4897070180192



522-103  
VIOLET  
4897070180208



522-120  
BLACK  
4897070180215

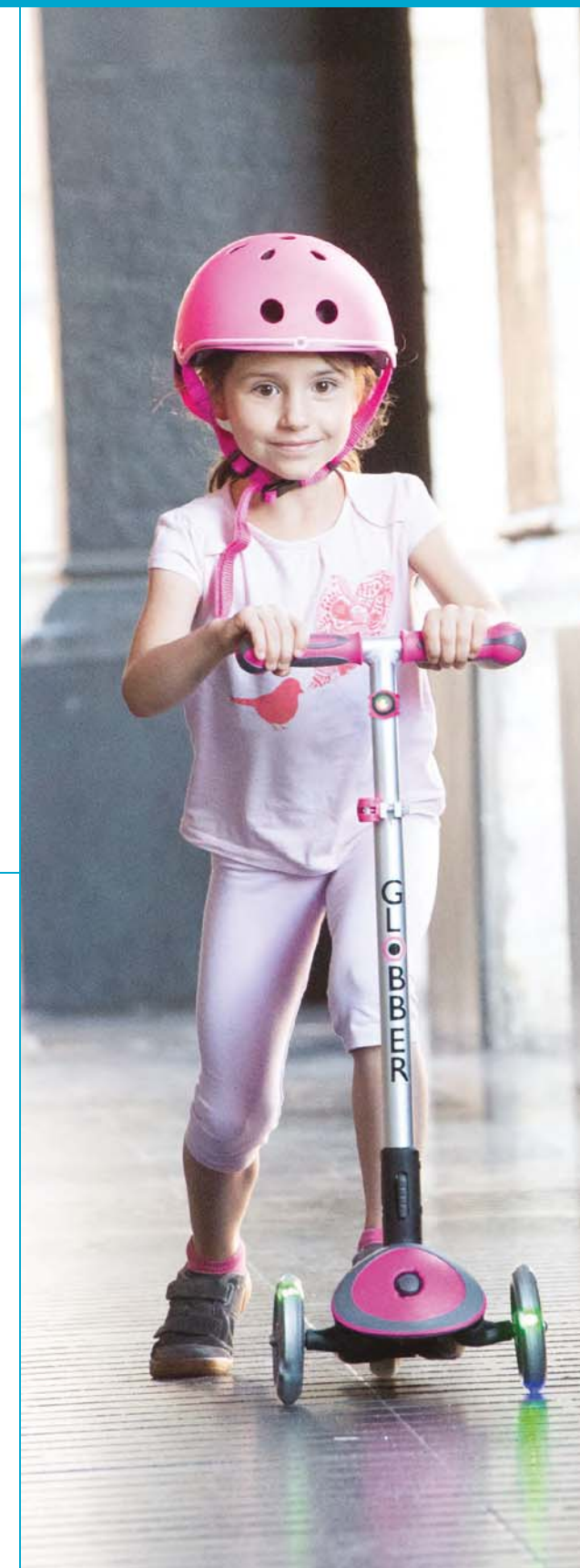
### LIGHTING WHEELS



**120mm**  
520-000  
4897070180147



**80mm**  
521-000  
4897070180154






# 2017 MARKETING

# ROLLOUT

Here's a sneak preview to what's coming next!

## KEY VISUALS



# 2017 MARKETING ROLLOUT

## INSTORE MARKETING

## PACKAGING



KAKEMONO



LEAFLET

One per family & full range leaflet



WOBBLER

Double-sided wobblers for maximum display attraction & information



FRONT



BACK



# 2017 MARKETING ROLLOUT

## POP DISPLAY



### CARTON DISPLAY

Present 1 scooter  
designed for  
GLOBBER  
3-wheel scooters.  
(+ storage 6 pcs)

598-099  
PAPER  
4897070181632

#### DIMENSION

L 65 cm  
D 55 cm  
H 175 cm



### WOOD DISPLAY

Present up to  
6 scooters  
designed for all  
GLOBBER models.

499-005  
WOOD  
3429324990052

#### DIMENSION

L 27 cm  
D 78 cm  
H 135 / 145 cm



### CARDBOARD DISPLAY

Present 1 scooter  
designed for  
EVO series.

4in1  
592-099  
PAPER  
4897070180055

#### DIMENSION

L 76 cm  
D 30 cm  
H 207 cm



FRONT

BACK

### METAL DISPLAY

Present up to  
8 scooters  
designed for all  
GLOBBER models.

590-101  
METAL  
4897070180031

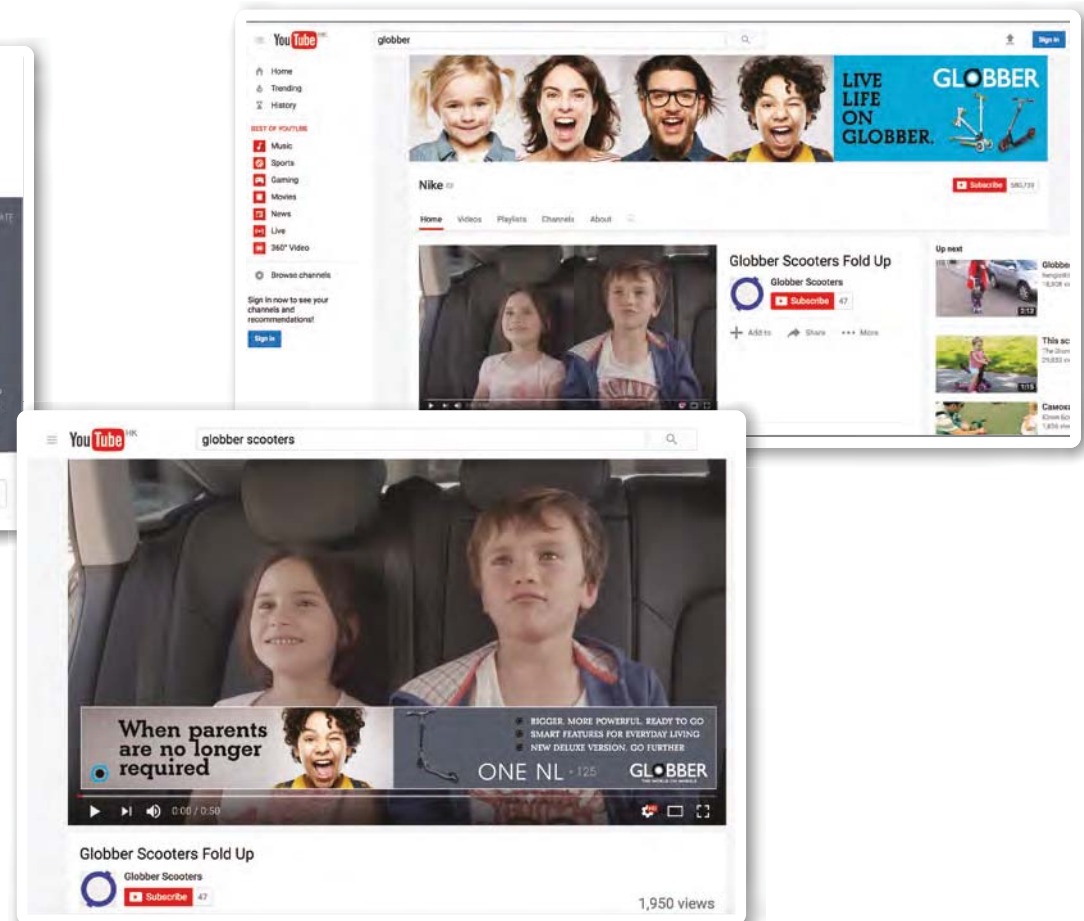
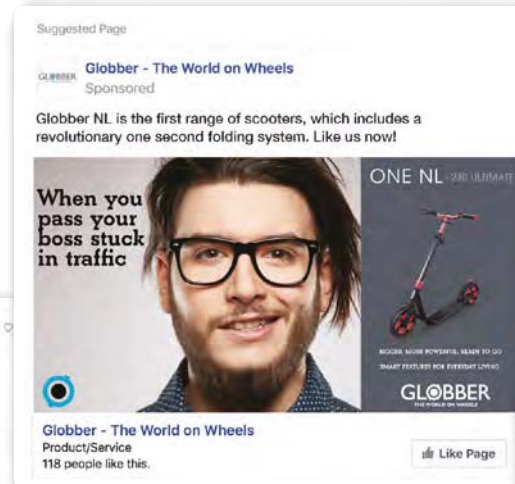
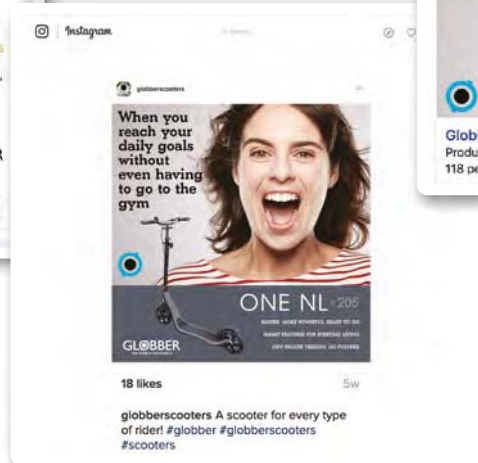
#### DIMENSION

L 59 cm  
D 48 cm  
H 245 cm

# 2017 MARKETING ROLLOUT

## DIGITAL MARKETING

Horizontal, square & vertical static banners to suit all media buying spaces.



Animated banners show one key product highlight & campaign visual in loop.







## ID-D HK

Address:

Unit 17 , 7/F, Houston Centre, 63 Mody Road, TST East, KLN, HK

E-mail: [globber@id-d.com.hk](mailto:globber@id-d.com.hk)

Telephone: (852) 2312-1290

[www.globber.com](http://www.globber.com)

**GLOBBER**  
THE WORLD ON WHEELS

